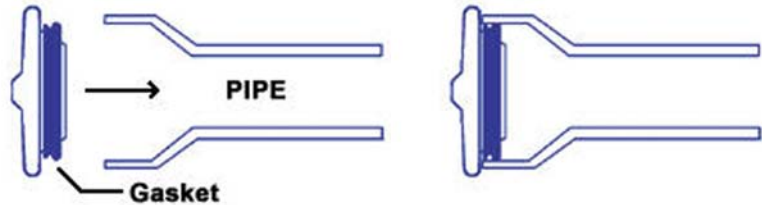


- Available from 6" to 60"
- Polyethylene Construction with Rubber Gasket for Watertight Seal
- Keep Out Water, Sand, Mud, Animals, Children, or Just About Anything Else
- Saves Clean Out Costs
- Use for Temporary or Permanent Cover



NP Series: Non-Pressure Plugs									
BELL END									
SIZE	DUCTILE IRON & C-900	POLYETHYLENE	CONCRETE	SDR 35	SDR 26	SDR 21 (CL 200) & 26 (CL 160)	ULTRA RIB	STEEL GAS	VYLON & PRO 21
6.0"	301-106	302-106	303-106	304-106	305-106	306-106		308-106	
8.0"	301-108	302-108	303-108	304-108	305-108	306-108	307-108	308-108	
10.0"	301-110	302-110	303-110	304-110	305-110	306-110	307-110		
12.0"	301-112	302-112	303-112	304-112	305-112	306-112	307-112	308-112	
14.0"	301-114								
15.0"		302-115	303-115	304-115	305-115		307-115	308-115	
16.0"	301-116								
18.0"	301-118	302-118	303-118	304-118	305-118		307-118	308-118	
20.0"	301-120								
21.0"				304-121	305-121		307-121		309-121
24.0"	301-124	302-124	303-124	304-124	305-124		307-124	308-124	309-124
27.0"							307-127		309-127
30.0"	301-130	302-130	303-130				307-130	308-130	309-130
33.0"									309-133
36.0"	301-136	302-136	303-136					308-136	309-136
42.0"	301-142	302-142	303-142						309-142
48.0"	301-148	302-148	303-148						309-148
54.0"	301-154	302-154	303-154						309-154
60.0"	301-160	302-160	303-160						309-160

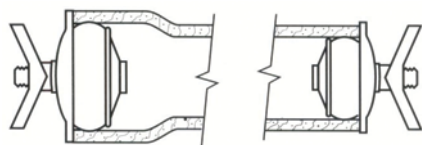
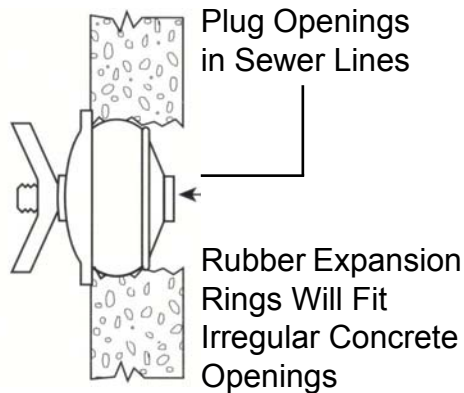
NP Series: Non-Pressure Plugs									
SPIGOT END									
SIZE	DUCTILE IRON & C-900	POLYETHYLENE	CONCRETE	SDR 35	SDR 26	SDR 21 (CL 200) & 26 (CL 160)	ULTRA RIB	STEEL GAS	VYLON & PRO 21
6.0"	301-206	302-206	303-206	304-206	305-206	306-206		308-206	
8.0"	301-208	302-208	303-208	304-208	305-208	306-208	307-208	308-208	
10.0"	301-210	302-210	303-210	304-210	305-210	306-210	307-210		
12.0"	301-212	302-212	303-212	304-212	305-212	306-212	307-212	308-212	
14.0"	301-214								
15.0"		302-215	303-215	304-215	305-215		307-215	308-215	
16.0"	301-216								
18.0"	301-218	302-218	303-218	304-218	305-218		307-218	308-218	
20.0"	301-220								
21.0"							307-221		
24.0"	301-224	302-224	303-224	304-224	305-224		307-224	308-224	309-224
27.0"							307-227		309-227
30.0"	301-230	302-230	303-230				307-230	308-230	309-230
33.0"									309-233
36.0"	301-236	302-236	303-236					308-236	309-236
42.0"	301-242	302-242	303-242						309-242
48.0"	301-248	302-248	303-248						309-248
54.0"	301-254	302-254	303-254						309-254
60.0"	301-260	302-260	303-260						309-260



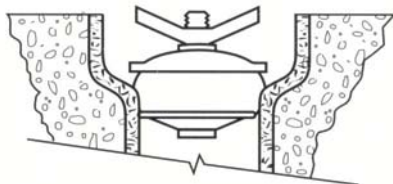
HT Series: Plastic Mechanical Pipe Plugs



- User Friendly
- Economical
- Optional Bypass Port



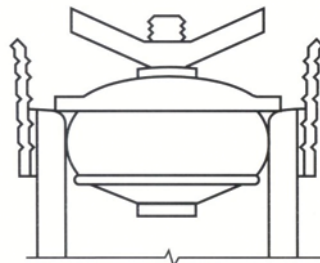
Seal Both Ends of PVC Pipe



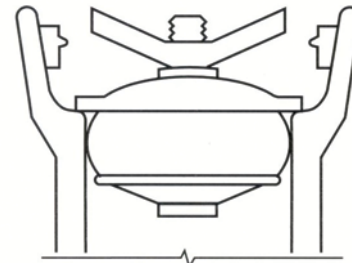
Seal Drains in Flood Prone Basements

HT Series: Plastic Mechanical Pipe Plugs					
PART #	PIPE SIZE (I.D.)	BYPASS & READ BACK PORT	WEIGHT	MAX ALLOWABLE BACK PRESSURE	
				AIR	WATER
HT-4	4.0" 102 mm	-	1.0lbs 0.45kgs	5 psi 0.34 bar	10 ft 3.0 m
HT-4B	4.0" 102 mm	1/2" 12.7 mm	1.0 lbs 0.45 kgs	5 psi 0.34 bar	10 ft 3.0 m
HT-5	5.0" 127 mm	-	1.0 lbs 0.45 kgs	5 psi 0.34 bar	10 ft 3.0 m
HT-5B	5.0" 127 mm	1/2" 12.7 mm	1.0 lbs 0.45 kgs	5 psi 0.34 bar	10 ft 3.0 m
HT-6	6.0" 152 mm	-	1.5 lbs 0.68 kgs	5 psi 0.34 bar	10 ft 3.0 m
HT-6B	6.0" 152 mm	1/2" 12.7 mm	1.5 lbs 0.68 kgs	5 psi 0.34 bar	10 ft 3.0 m
HT-8	8.0" 203 mm	-	2.5 lbs 1.1 kgs	5 psi 0.34 bar	10 ft 3.0 m
HT-8B	8.0" 203 mm	1/2" 12.7 mm	2.5 lbs 1.1 kgs	5 psi 0.34 bar	10 ft 3.0 m
HT-10B	10.0" 254 mm	1/2" 12.7 mm	5.5 lbs 2.5 kgs	5 psi 0.34 bar	10 ft 3.0 m
HT-12B	12.0" 305 mm	1/2" 12.7 mm	6.5 lbs 2.9 kgs	5 psi 0.34 bar	10 ft 3.0 m
HT-15B	15.0" 381 mm	1/2" 12.7 mm	11.5 lbs 5.2 kgs	5 psi 0.34 bar	10 ft 3.0 m
HT-18B	18.0" 457 mm	1/2" 12.7 mm	16.5 lbs 7.5 kgs	5 psi 0.34 bar	10 ft 3.0 m

Seals Most Types of Sewer & Water Pipes



Plain End Pipe



Bell & Spigot End Pipe

**Always Read
Safety Information
Before Operation
Page 49**



Example: ME-12

- User Friendly
- Exceeds Industry Standards
- Fits Up Inside Pipe
- Long Extension T-Handle
- Large Test-Thru Port with Separate Read Back Port



Example: ME-12B

ME Series: Aluminum Mechanical Pipe Plugs					
PART #	PIPE SIZE (I.D)	BYPASS & READ BACK PORT	WEIGHT	MAX ALLOWABLE BACK PRESSURE	
				AIR	WATER
ME-6	6.0" 152 mm	-	4.0 lbs 1.8 kgs	5 psi 0.34 bar	40 ft 12.2 m
ME-6B	6.0" 152 mm	1/4" & 1/4" 6.4 mm & 6.4 mm	4.0 lbs 1.8 kgs	5 psi 0.34 bar	40 ft 12.2 m
ME-8	8.0" 203 mm	-	6.0 lbs 2.7 kgs	5 psi 0.34 bar	40 ft 12.2 m
ME-8B	8.0" 203 mm	1/4" & 3/4" 6.4 mm & 19.1 mm	6.0 lbs 2.7 kgs	5 psi 0.34 bar	40 ft 12.2 m
ME-10	10.0" 254 mm	-	8.0 lbs 3.6 kgs	5 psi 0.34 bar	40 ft 12.2 m
ME-10B	10.0" 254 mm	1/4" & 3/4" 6.4 mm & 19.1 mm	8.0 lbs 3.6 kgs	5 psi 0.34 bar	40 ft 12.2 m
ME-12	12.0" 305 mm	-	10.0 lbs 4.5 kgs	5 psi 0.34 bar	30 ft 9.1 m
ME-12B	12.0" 305 mm	1/4" & 3/4" 6.4 mm & 19.1 mm	10.0 lbs 4.5 kgs	5 psi 0.34 bar	30 ft 9.1 m
ME-15	15.0" 381 mm	-	15.0 lbs 6.8 kgs	5 psi 0.34 bar	25 ft 7.6 m
ME-15B	15.0" 381 mm	1/4" & 3/4" 6.4 mm & 19.1 mm	15.0 lbs 6.8 kgs	5 psi 0.34 bar	25 ft 7.6 m
ME-18	18.0" 457 mm	-	18.0 lbs 8.2 kgs	5 psi 0.34 bar	20 ft 6.1 m
ME-18B	18.0" 457 mm	1/4" & 3/4" 6.4 mm & 19.1 mm	18.0 lbs 8.2 kgs	5 psi 0.34 bar	20 ft 6.1 m

Larger Sizes Available!

Always Read
Safety Information
Before Operation
Page 49

DRAINCHEM
SEWER MAINTENANCE PRODUCTS

