


# DRAINCHEM

SEWER MAINTENANCE PRODUCTS



The **Intruder** is a low speed, high torque impact cutter designed for more sever blockages.

## Intruder

Special Application Impact Cutters for Pipe 4" – 40 " (100-1000 mm)

### The Intruder is unique, tried & proven

The Intruder is a low speed, high torque impact cutter designed for more sever blockages. When conventional cutters simply can't cut it, consider the Intruder. Intruders have successfully been in use worldwide for over 20 years.

The machine is the most capable on the market due to its patented "Hydro-Torque" impact drill motor. It's designed to work with today's sewer pumps and does not require lubrication after use.

So, whether you've got a pipe full of hardened concrete, stubborn chemical or mineral deposits, protruding taps or thick heavy root growth in large pipes, the Intruder is you best alternative.

We can customize a variety of different cutting accessories as well as provide technical assistance for unusual problems thru a network of some of the most experienced people in the business.



AquaTeq

SOLE AUSTRALIAN  
DISTRIBUTORS

**Drainchem Pty. Ltd.**

Mail Address P.O. Box 5001 Sandhurst East 3550  
Phone 03 5448 4355 Mobile: 0409 850 577  
Fax 03 5448 3533  
e-mail info@drainchem.com.au  
web www.drainchem.com.au


# DRAINCHEM

## SEWER MAINTENANCE PRODUCTS

### The intruder offers three separate operating modes

Because of the Intruder's unique motor, it can be assembled to operate in three separate and distinct modes.

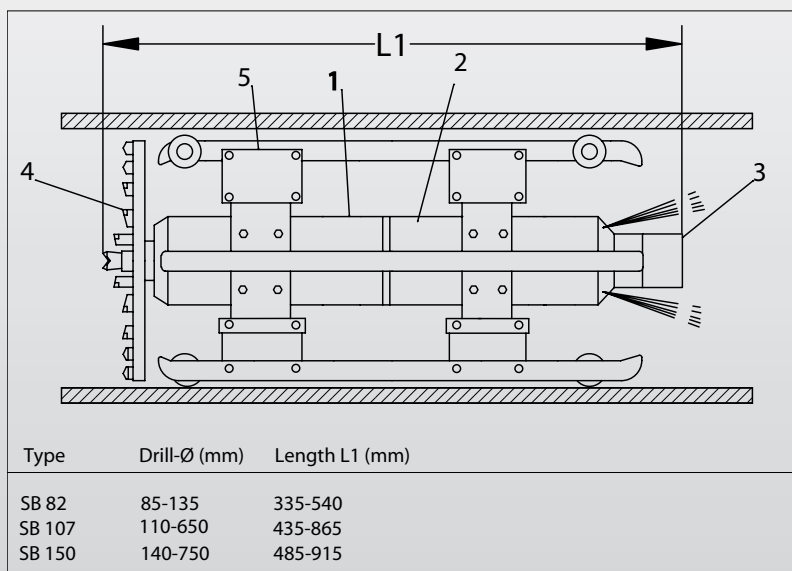
<b>Impact &amp; drill</b>	The most effective mode for hard deposits. Most of the material is pulverized by the powerful impact of the cutting head, detaches from the pipe wall and is flushed out.
<b>Drill only</b>	The obvious choice for precise, clean cuts to remove protruding laterals.
<b>Impact only</b>	Removing the drilling mode enables you to use it as a ramming tool with as little damage as possible, like a camera, plug or another cutter.



<b>Left</b>	Intruder model SB-150, long version with wheeled sled. Cutter head set up for hard deposits.
<b>Center</b>	Intruder model SB-107, short version with non-wheeled sled. Cutter head set up for removing roots and other soft material.
<b>Right</b>	Removing the drilling mode enables you to use it as a ramming tool with as little damage as possible, like a camera, plug or another cutter.

### General technical information

The Intruder is a low speed, high torque, impact cutter. Typical working specifications are impacts of approx. 1000 blows per minute at 200 rpm. The drilling head rotation is a direct result of the impact of the motor piston. This action is completely water powered. Therefore, the drilling head cannot come to standstill when contacting obstacles.



The six changeable jets (3), provide the machine with the propulsion to reach the problem area.

The counter-weight (2) is used to provide the machine with additional weight, that often is needed to absorb the recoil from the powerful impact action.

The patented "Hydro-Torque" motor (1) is the heart of the machine. Water pressure supplied by a standard sewer pump causing the impact and the drilling action of the motor. The spent water is directed out the front through low pressure vents to lubricate and cool the cutting wheels (4) and out the sides and rear to move the debris.



# AquaTeq

SOLE AUSTRALIAN  
DISTRIBUTORS

## Drainchem Pty. Ltd.

Mail Address P.O. Box 5001 Sandhurst East 3550  
 Phone 03 5448 4355 Mobile: 0409 850 577  
 Fax 03 5448 3533  
 e-mail info@drainchem.com.au  
 web www.drainchem.com.au

# DRAINCHEM

## SEWER MAINTENANCE PRODUCTS



*Photo shows root blades, carbide bits, tow ring and special swivel.*

### Accessories and drilling tools

The machine is used for a variety of cutting options. Each drill head is manufactured to accommodate a variety of standard or custom built cutting accessories. A special blend of carbide is used for cutting concrete, hardened deposits, taps, etc. For roots, simply remove the carbide bits and install saw tooth blades made of hardened steel.

The centre of the cutting head accommodates either a centre bit or tow ring. One machine works in many different pipe sizes simply by mounting different cutting heads to the machine and changing the distance plates on the sled assembly.

Custom drilling accessories and on site technical assistance is available for unusual or difficult jobs.



### Cutting taps with the Intruder

To cut protruding taps the impact of the Intruder is removed by installing an Impact Absorber. This is necessary in order to prevent knocking of the tap and possible damage to the host pipe. The impact absorber is mounted directly on the piston, yet still transmits the rotation and torque.

Core-Bit type cutters are specially designed for cutting taps. The core bits are fitted with carbide tipped cutting blades for clay, concrete or cast iron taps. If necessary, the core bit can be fitted with a hack-saw type cutting blade for PVC taps or other lateral protrusion of softer material.



AquaTeq

SOLE AUSTRALIAN  
DISTRIBUTORS

**Drainchem Pty. Ltd.**

Mail Address P.O. Box 5001 Sandhurst East 3550  
Phone 03 5448 4355 Mobile: 0409 850 577  
Fax 03 5448 3533  
e-mail info@drainchem.com.au  
web www.drainchem.com.au